

Identification of sprites and elves with intensified video and broadband array photometry

Christopher P. Barrington-Leigh¹ and Umran S. Inan

Space, Telecommunications, and Radioscience Laboratory, Stanford University, Stanford, California

Mark Stanley

Department of Physics, New Mexico Tech, Socorro

Abstract. Confusion in the interpretation of standard-speed video observations of optical flashes above intense cloud-to-ground lightning discharges has persisted for a number of years. New high-speed (3000 frames per second) image-intensified video recordings are used along with theoretical modeling to elucidate the optical signatures of elves and sprites. In particular, a brief diffuse flash sometimes observed to accompany or precede more structured sprites in standard-speed video is shown to be a normal component of sprite electrical breakdown and to be due entirely to the quasi-electrostatic thundercloud field (sprites), rather than the lightning electromagnetic pulse (elves). These “sprite halos” are expected to be produced by large charge moment changes occurring over relatively short timescales (~ 1 ms), in accordance with their altitude extent of ~ 70 to 85 km. The relatively short duration of this upper, diffuse component of sprites makes it difficult to detect and to discriminate from elves and Rayleigh-scattered light using normal-speed video systems. Modeled photometric array signatures of elves and sprites are contrasted and shown to be consistent with observations. Ionization in the diffuse portion of sprites may be a cause of VLF scattering phenomena known as early/fast VLF events.

1. Introduction

Classification of high-altitude optical flashes caused by tropospheric lightning as “sprites” and “elves” has been guided as much by theorized physical causes as it has by distinct sets of observed phenomena. The electric field which causes heating, ionization, and optical emissions in sprites is caused by the charge moment changes (e.g., 250–3250 C·km in the work of *Cummer and Inan* [1997]) associated with the movement of large thundercloud charges, usually in association with intense positive cloud-to-ground lightning. In contrast, the electric field causing heating, ionization, and optical emissions in elves is that of an electromagnetic wave which is launched by, and occurs in proportion to, changing current moments associated with very impulsive (>60 kA) return stroke currents [e.g., *Barrington-Leigh and Inan*, 1999]. As a result, elves last no longer than ~ 1 ms, while the durations of sprites vary greatly, ranging from a few to many tens of milliseconds.

1.1. High-Speed Array Photometry

Owing to their fleeting (<1 ms) existence, elves have been somewhat harder to study optically than have sprites, whose lifetime is more on par with the exposure time of standard video fields (~ 17 ms). Nevertheless, a predicted telltale signature of elves was discovered using a horizontal array of high-speed ($\sim 30 \mu\text{s}$ resolution) photometers, the “Fly’s Eye” [*Inan et al.*, 1997]. By aiming well above the ionospheric *D* region overlying a strong lightning cloud-to-ground (CG) return stroke, this array is used to unambiguously identify optical emissions (elves) due to a lightning-launched electromagnetic pulse (EMP). An example is shown in Plate 1; on the basis of the short ($\sim 150 \mu\text{s}$) delay between the reception of the return stroke’s radio pulse, or “sferic” (dashed curves), and the reception of the first photometric signature from the ionosphere, the optical emission can be located to be hundreds of kilometers from the lightning. This timing constrains the physical mechanism to be one involving speed-of-light propagation only [*Inan et al.*, 1997].

All elves events as identified by the Fly’s Eye have been found in direct association with the sferic signature of a CG. Furthermore, the timing always indicates that the elve is caused by the CG rather than by any associated sprite.

¹Now at Space Sciences Laboratory, Berkeley, California

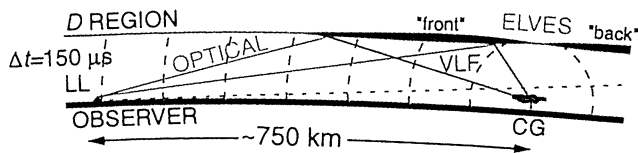


Plate 1. Geometry for photometric observations of elves at 500-900 km range from a cloud-to-ground (CG) lightning stroke. Of the two VLF/optical paths shown, the one seen by the observer (situated at Langmuir Laboratory, LL) at a higher elevation angle is shorter. Light from this path arrives $\sim 150 \mu\text{s}$ after the radio sferic but before light from the longer, lower elevation path. The lightning storm is beyond the observer's horizon, which is indicated by the straight dashed line.

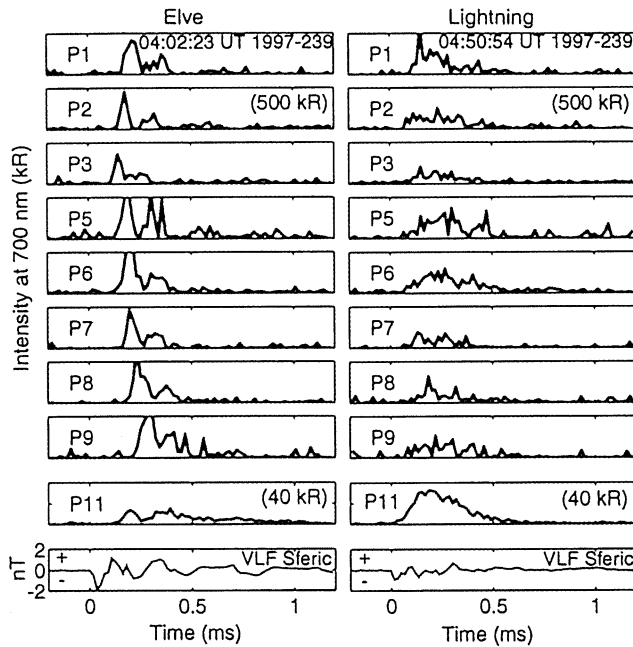


Plate 2. Distinctive signatures of elves (with onset delay and dispersion) and scattered light (with neither) as seen in the Fly's Eye. The relative fields of view of the narrow (P1-P9) and broad (P11) photometers are shown in Plate 4.

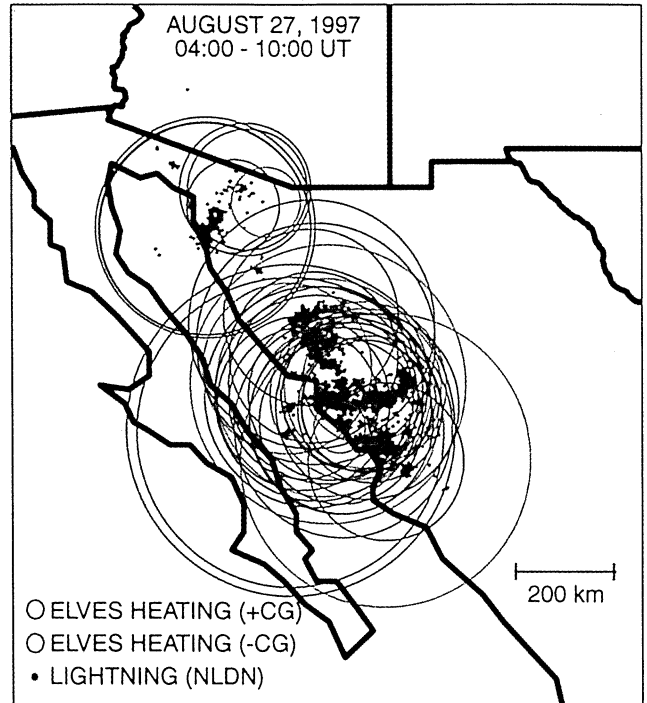


Plate 3. Horizontal extents of optical emissions in 38 elves from one mesoscale convective system observed over northwestern Mexico.

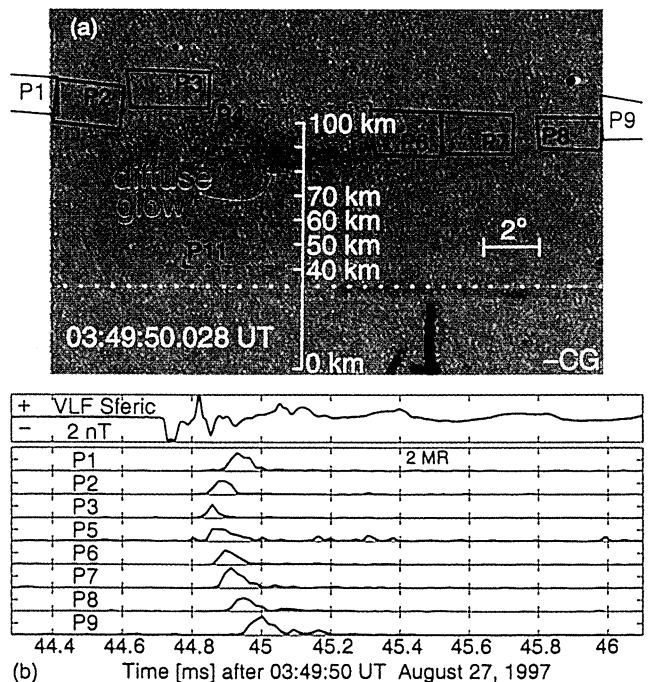


Plate 4. (a) Figure from *Barrington-Leigh and Inan [1999]*, showing what was at the time thought to be the video signature of a (-CG) elve. In retrospect, and based on the discussion in the present paper, this diffuse glow is not an elve but is instead the "sprite halo" produced entirely by quasi-electrostatic (QE) heating. (b) The photometric signature of elves, not apparent in the video, was also seen for this event.

Timing considerations also enable a photometer array to distinguish between elves and scattered light. Plate 2 shows examples of the signatures of these two phenomena for a horizontal array. The VLF/optical path lengths involved in photometric measurements at different azimuths result in a horizontal dispersion among the signal onsets in the photometers. In contrast, light from the cloud-to-ground lightning return stroke can be Rayleigh-scattered in the lower atmosphere but produces neither the characteristic delay nor the dispersion in photometry.

Although the small total optical output of elves (of the order of 0.1–1 MR lasting 0.1 ms, or an integrated energy of $\sim 0.2\text{--}2 \text{ pJ cm}^{-2} \text{ sr}^{-1}$ between 650- and 750-nm wavelength) makes spectroscopic studies exceedingly difficult, two-color photometric observations have been made. For instance, the ratio between emissions from the first positive and second positive bands of N_2 is much higher for elves (and sprites) than for the broadband emissions of lightning. Such spectral ratios have been used by *Armstrong et al.* [1998], *Barrington-Leigh and Inan* [1999], and *Uchida et al.* [1999] as another criterion for discriminating between elves and scattered light from lightning.

With knowledge of lightning location, supplied by the National Lightning Detection Network (NLDN) [*Cummins et al.*, 1998], the onset delay of an optical pulse after a sferic can be used to locate the source of the flash [*Inan et al.*, 1997]. *Barrington-Leigh and Inan* [1999] used this technique to place minimum bounds on the horizontal extents of 38 elves from one storm (Plate 3).

1.2. Normal Video Rate Observations

In recent years, ostensible “elves” have also routinely been identified on the basis of the existence of diffuse glows, often preceding or accompanying more filamentary “sprites,” in intensified video recordings. While we have not claimed to identify elves without the photometric evidence described in section 1.1, these diffuse glows seemed generally to occur when the photometric signature of elves also existed. For instance, Plate 4 shows a (dim) diffuse optical emission which was associated with a negative cloud-to-ground lightning return stroke and with the photometric signature of elves, but without any subsequent streamer-type sprites. These optical flashes are very rarely observed on more than one successive video field, indicating that the luminosity persists for much less than 17 ms. However, upon critical inspection, these closely localized (~ 40 km horizontally) flashes do not bear a strong resemblance to the expected form of an elve, which is predicted to be relatively uniform in brightness over a horizontal scale of >150 km [*Inan et al.*, 1997].

In this paper we demonstrate that the diffuse glows previously misidentified as elves are well described by models of electrical breakdown in sprites due to the thundercloud quasi-electrostatic (QE) field. The recent analysis of the temporal and spatial scales which char-

acterize the electrical breakdown at different altitudes above sprite-producing thunderstorms has demonstrated that the upper extremities of sprites are expected to appear as amorphous diffuse glows, while the lower portions exhibit a complex streamer structure [*Pasko et al.*, 1998]. We refer to the diffuse region of sprite breakdown, especially as observed optically, as a “sprite halo,” and we refer to the lower portion as the streamer region of sprites.

In Plate 4 the intensified video shows the signature of a sprite halo while the photometric array shows primarily that of an elve for the same lightning event. This reflects the capabilities of each instrument. It should be noted that in especially rare (i.e., bright) cases, elves are detectable in a 17-ms video field. Plate 5 shows the video record of such an event, which was due to an unusually impulsive $-CG$. Note the large (≥ 250 km) spatial extent of the luminosity. Without the accompanying photometry, however, one could not tell whether this was an elve or scattered light from lightning [*Inan et al.*, 1997].

As shown in section 5, the optical signature of an elve caused by the EMP from a strictly vertical lightning current is expected to exhibit a central “hole” corresponding to the minimum in the radiation pattern of a vertical dipole. Such a central dimmed region may be perceptible in Plate 5, but it is ambiguous, given the existence of intervening cloud bands.

The vertical scales in Plates 4 and 5, as well as in subsequent video images for which the NLDN located an associated CG stroke, show the azimuth of the parent CG and indicate altitudes directly overlying it. Because the images are taken from the ground and are not in limb view, these altitudes do not necessarily correspond to the altitude of any horizontally extended luminosity in the image. Moreover, sprites are known not always to lie over their parent CG [*Lyons*, 1996]; for a horizontal range uncertainty of ~ 50 km, the uncertainty in the altitude scales is ~ 10 km.

1.3. High-Speed Video

Stanley et al. [1999] reported the use of a high-speed, triggered, image-intensified video system for sprite observations which included recordings of several cases of diffuse flashes preceding streamer formation in sprites. The recordings reported here were acquired at 3000 frames per second on October 6, 1997, from Langmuir Laboratory, New Mexico ($33.98^\circ\text{N} \times 107.19^\circ\text{W}$), while observing the atmosphere above a storm ~ 875 km to the south. These data provide an opportunity to compare in more detail the appearance of diffuse video flashes to the predictions from a numerical model.

2. Model Description

The effect of vertical tropospheric lightning currents on the electron population at altitudes up to 100 km is modeled with a finite difference time domain calcula-

tion in cylindrical coordinates, adapted from that used by *Veronis et al.* [1999]. The model solves Maxwell's equations around a vertical symmetry axis, solving for the vertical and radial electric field, azimuthal magnetic field, electron density, and conduction current. Optical emissions in the N_2 first positive band are calculated from the electron density and net electric field, and the instrumental response is predicted for a given geometry and field of view. Ionization, attachment, electron mobility, and optical excitation coefficients used by *Pasko et al.* [1999] were implemented in the updated model, which is available from the authors.

A cloud-to-ground lightning return stroke (CG) is modeled by imposing a current between the ground and a spherical gaussian charge distribution at 10-km altitude. For lightning currents of $\sim 30 \mu s$ duration, mesospheric electric fields are dominated by those of the lightning electromagnetic pulse (EMP), while for $\sim 500 \mu s$ currents the quasi-electrostatic (QE) field dominates. Both EMP and QE fields are inherently accounted for in the fully electromagnetic model [*Veronis et al.*, 1999].

3. Time Resolved Imagery of Sprite Halos

Plate 6a shows VLF spheric, wide field of view photometer, and high-speed video recordings from Langmuir Laboratory for an event at 0500:04.716 UT on October 6, 1997. The data are time-tagged and coaligned to $<50 \mu s$ accuracy. Less than 0.5 ms after the arrival of the spheric, a photometric enhancement corresponds to a diffuse, descending glow in the imagery. Following this by ~ 1 ms, a group of sprite columns develops and subsequently brightens in a manner similar to that described by *Cummer and Stanley* [1999].

Plate 6b shows the two hypothetical lightning currents used to model emissions resulting predominantly from the EMP and QE fields. While all fields are encompassed within the full electromagnetic model, the slow and fast input currents will be referred to as the "QE case" and the "EMP case," respectively. The EMP case has a $30 \mu s$ current rise time and thus radiates ~ 10 times as intensely as the QE case, which has a $300 \mu s$ rise time. However, on timescales >0.2 ms the QE case brings about a much larger charge moment change.

The three sequences shown in Plate 6c compare observations of the diffuse flash to video signatures predicted by the model, given the lightning currents shown in Plate 6b and the precise video frame timing (with respect to the lightning return stroke) and viewing geometry in effect during the observations. Scales show the altitude above the source lightning discharge. The optical signature for the EMP case is that of elves, but the field of view shown reveals only a small part of the elve around its center. A wider field of view would reveal that the elve extends over hundreds of kilometers horizontally and begins before the luminosity recorded

in high-speed video and well above the recorded field of view.

A more realistic lightning current profile may have a fast rise time, like that of our EMP case, but a slow relaxation, like the QE case. For the parameters used in the model the elve (EMP case) is less than one-sixth as bright as the diffuse flash of the QE case. Thus, even if both optical emissions were produced in the observed event, the elve may not have been bright enough to be detected by the high-speed imager. Nevertheless, the timing, altitude, shape (including upward concavity), and development of the observed luminosity match closely those of the modeled response to a slow lightning current producing a charge moment change of $\sim 900 C \cdot km$ in ~ 1 ms.

By comparison with the model, it can be inferred that this luminosity occurs at altitudes of 70–85 km, localized (~ 70 km wide) over the source currents, and that it descends in altitude in rough accordance with the local electrical relaxation time $\tau = \epsilon_0/\sigma$, where ϵ_0 is the permittivity of free space and σ is the local conductivity [*Pasko et al.*, 1997]. In contrast, the luminosity in elves is confined to higher (80–95 km) altitudes, and its time dynamics are dominated by an outward expansion in accordance with the speed of light propagation of the lightning EMP.

Modeling also indicates that the upward curvature apparent in the luminosity (Plate 6c) after its first appearance is due to the "expulsion" of the electric field by the enhanced ionization. This ionization enhancement is presented in Plate 7. While optical luminosity, especially at the higher altitudes (>80 km) of the diffuse upper portion of a sprite, can occur without extra ionization, the upwardly curved shape of the observed event indicates that significant ionization did occur.

Plate 7 compares the ionization changes produced in elves and in the diffuse upper portion of sprites. The central minimum in the EMP case is due to the radiation pattern of a vertical dipole, and it suggests that even when elves and sprites occur together, the extra ionization in elves is not likely to affect the breakdown processes in sprites occurring overhead the causative CG. On the other hand, it would not be surprising for the large ionization enhancements evident in the QE case to affect the formation of subsequent streamer breakdown. Indeed, there is an apparent correlation between the tops of the columnar features and the curved lower boundary of the diffuse region seen in Plate 6c. This correlation is seen also in other events.

Two other similar events were observed in high-speed video recordings from October 6, 1997. The three events showed varying delays between the beginning of the sprite halo and the first development of streamer structure. In particular, in the two events not shown in Plate 6, the streamers initiated ~ 0.3 and ~ 3.6 ms after the halo onsets, on the basis of the the high-speed video. Altogether 42 sprite clusters were recorded at video frame rates of 1000–4000 per second during ob-




Figure 1. Comparison of two sprite halos observed in normal-speed and high-speed video.

servations on October 3, 6, and 7. Halos were recorded by the high-speed video for only four of these events. All four of the lightning events which did produce sprite halo exhibited unusually large vertical charge moment changes during the initial ≤ 1 ms of the return stroke, as inferred from sferics measured at Langmuir Laboratory. This timescale is fast enough for the electric field to penetrate to lower ionospheric altitudes (see section 8).

4. Sprite Halos in Normal-Rate Video

When averaged over 2 ms, the observed sprite of Plate 6 appears as a diffuse halo capping a cluster of columnar features. Figure 1 compares this to a commonly observed form for sprites in normal-speed video and suggests that broad upper halos occasionally seen in video of sprites are also sprite halos preceding the onset of streamer formation. When the frames of this high-speed video sequence are averaged over the entire duration of the sprite (~ 4 ms, still much less than a normal video frame), the sprite halo is mostly washed out and becomes hard to perceive. It is likely that only in exceptionally bright cases are the diffuse upper portions of sprites visible in a normal video field as sprite halos.

5. Photometry

No elves were recorded by the high-speed video system in three nights of observation in 1997. With much higher temporal resolution than that afforded by even this system, one may be able to resolve in two dimensions the temporal evolution of an elve. These dynamics are dominated by the propagation time between the source of optical emissions and the observer. As shown in Plate 1, this results in later emissions being observed before earlier ones and in an apparent downward and outward development of the flash, consistent with the predictions of *Inan et al.* [1996b].

Plate 8a shows the same model events as in Plate 6 but as seen from 745 km away with a broader field of view and with a higher time resolution. Both sequences show a flash which descends over the course of ~ 1 ms and exhibits an upwardly concave curvature. While the descent and curvature of the sprite halo represent true descent and curvature of the optical source, these features in elves are instead a result of the propagation geometry between the highly extended source and the observer.

Plate 8b shows $28^\circ \times 8^\circ$ images of the predicted emissions from the QE and EMP cases, as would be ob-

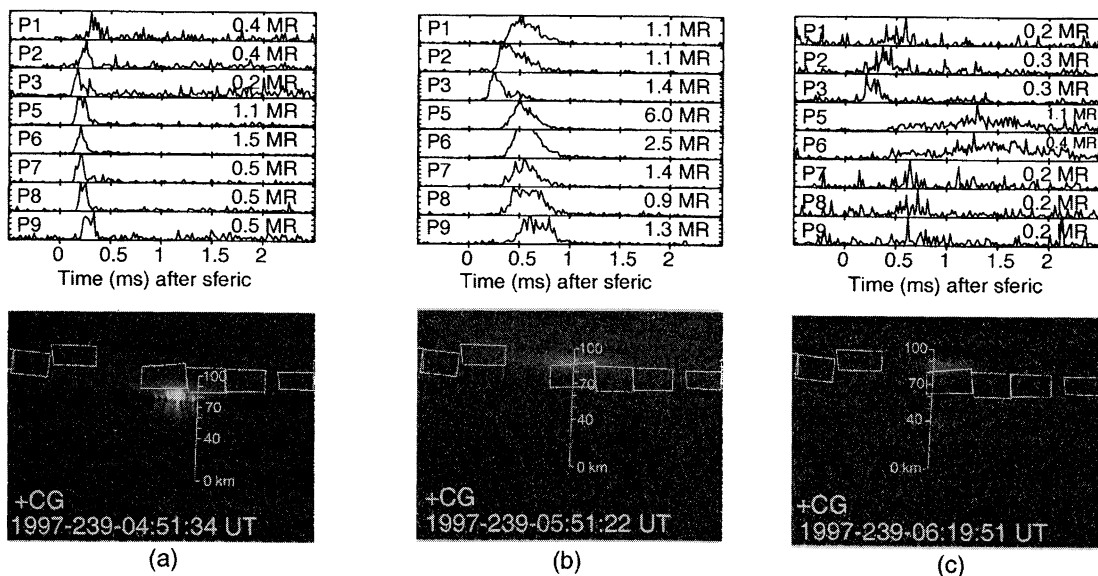


Figure 2. (a-c) Photometry and enhanced video images from the Fly's Eye for three events exhibiting sprite halos. A sprite halo caused by a $-CG$ is shown in Plate 4.

served from 745 km away by an instrument integrating over 2 ms. Modeled optical intensities shown here and in Plate 6 correspond to the total output of the first positive band of N_2 over its entire spectrum from 570 to 2310 nm. About 15% of this intensity would reach the Fly's Eye photometers in their passband of 650 to \sim 780 nm. For the lightning parameters used here the elve is only 8% as bright as the sprite halo when integrated over 2 ms. This example illustrates the fact that sprite halos are much easier to image with a 17-ms video field than are elves. However, the intensity of each phenomenon varies strongly with electric field strength, so either emission could be much brighter or dimmer than the cases modeled here, depending on the characteristics of the causative lightning current.

It has previously been established (see section 1.1) that a horizontal photometer array with time resolution $\ll 1$ ms is well suited for identifying elves. We now show how the photometric signatures of sprite halos compare to those of elves. Overlaid on the model images in Plate 8b are the fields of view of the Fly's Eye array (in blue) and of a $16 \times (0.5^\circ \times 9^\circ)$ multianode photometer (in green) similar to that used by *Fukunishi et al.* [1998].

Predicted photometric signatures are shown in Plate 9 in corresponding colors for EMP (solid curves) and QE (dashed curves) emissions. In both the vertical and horizontal photometer arrays, the initial signature of the "front" of the elve (i.e., luminosity produced at a point nearer than the CG to the observer) is unambiguous. However, at later times the "back" of the elve (i.e., luminosity produced beyond the CG, as seen by the observer) may be confused with that due to the upper part of the sprite. This feature could make it somewhat difficult to measure the downward propagation of the sprite halo in the vertical array, and it also makes the horizontal array (Fly's Eye) configuration very sensitive to its viewing elevation angle. The modeled response of the Fly's Eye array takes into account the imperfect array alignment. This imperfection is reflected in the fact that photometers P1, P2, and P3 are viewing the "front" of the elve in Plates 8b and 9a, while P5 through P9 view the "back."

Figure 2 shows normal-speed video and photometric responses for three events recorded with the Fly's Eye using slightly different pointing elevations with respect to the observed flash. All three events produced elves and sprite halos. The event in Figure 2a includes an elve and sprites with a halo, but all the photometers are pointing high enough to observe the front of the elve. In Figure 2b the sprite halo, which occurred without any further sprite development, may be contributing to the enhanced brightness in P5 and P6. In Figure 2c the response of P5 and P6 is clearly dominated by that of the sprite halo, which again occurred without any apparent streamer breakdown. In the most energetic sprites, any sprite halo is often followed very closely (< 1 ms) by the much brighter filamentary sprite breakdown, so that all

these emissions may not appear as distinct peaks in the photometric record.

6. Dependence on the Ambient Electron Density

The distinctive shape, motion, and altitude range of the sprite halo of Plate 6 represents the first instance of an observed large-scale feature of sprites which can be accurately modeled in detail. These detailed features can potentially serve as a diagnostic tool for the ambient electron density profile at the time of the discharge. Plate 10 shows the modeled luminosity for three initial electron density profiles, using the lightning parameters and timing of the QE case in Plate 6. The ambient electron density N_e at altitude h follows the form [*Wait and Spies*, 1964]

$$N_e(h) = 1.43 \times 10^7 \text{ cm}^{-3} \exp[(-0.15/\text{km})h'] \exp[(\beta - 0.15/\text{km})(h - h')]$$

with $\beta = 0.5 \text{ km}^{-1}$ for each h' shown in Plate 10. For numerical efficiency the ambient profiles were capped at $5 \times 10^3 \text{ cm}^{-3}$. Both the intensity and shape of optical emissions vary with the D region height. Following well-characterized lightning discharges, these optical emissions could reveal information about the local electron density profile over a thunderstorm. The case of $h' = 85 \text{ km}$ was chosen as a best match for the observed sprite halo development in Plate 6c.

7. Early/Fast VLF Perturbations

Johnson et al. [1999] determined that the lateral extent of the ionospheric disturbance responsible for the so-called "early/fast" VLF perturbations was $90 \pm 30 \text{ km}$, suggesting that clusters of ionization columns in sprites were not the cause. Instead, the authors suggest that a quiescent (rather than transient) heating (rather than ionization) mechanism [*Inan et al.*, 1996a] could explain the observations. However, as shown in Plate 7, the diffuse upper region of sprites may produce significant ionization enhancements with a horizontal scale of $\sim 80 \text{ km}$ and at an altitude of 70–85 km, below the nighttime VLF reflection height and where the timescale for relaxation of electron density enhancements is 10–100 s [*Glukhov et al.*, 1992]. These characteristics qualify the diffuse sprite region as a candidate for a cause of VLF scattering as resolved by Johnson et al.

In addition, "post-onset peaks" lasting ~ 1 s may speculatively be ascribed [*Inan et al.*, 1996c] to the heating and ionization change evident in Plate 7 at a lower altitude (down to 70 km), where the three-body electron attachment timescale is < 10 s [*Glukhov et al.*, 1992]. However, this would predict a broader VLF scattering pattern for the post-onset peak portion of the event and may also require a temporary lowering of the VLF reflection height [*Wait and Spies*, 1964].




Plate 5. A 17-ms field from image-intensified video showing a broad flash, deduced to be an elve from the accompanying photometry. The photometers are each saturated but show the signature of an elve. The image shows altitudes overlying a strong -CG discharge reported by the National Lightning Detection Network (NLDN). P8 and P9 were pointed just to the right of the image. Dashed lines show the approximate extent of the elve and its central minimum. Some dark bands (foreground clouds) obscure part of the elve.

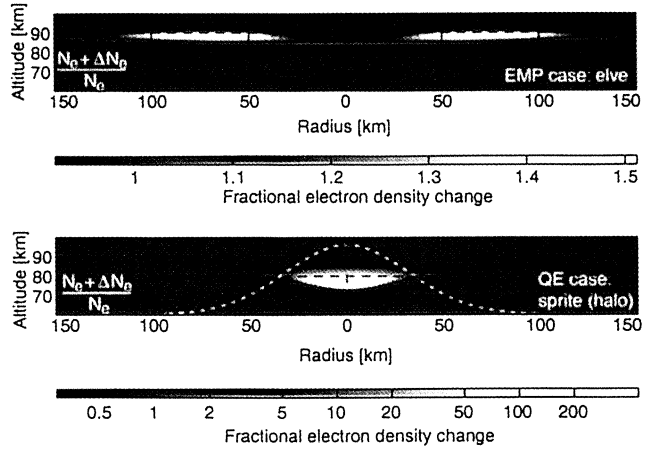


Plate 7. Model cross sections of ionization enhancement for elves (EMP case) and the diffuse portion of sprites (QE case) 2 ms after the lightning stroke. The line shows the shape of the disturbed region deduced by Johnson *et al.* [1999]. The effect of dissociative attachment is evident in the dark band below each bright region.

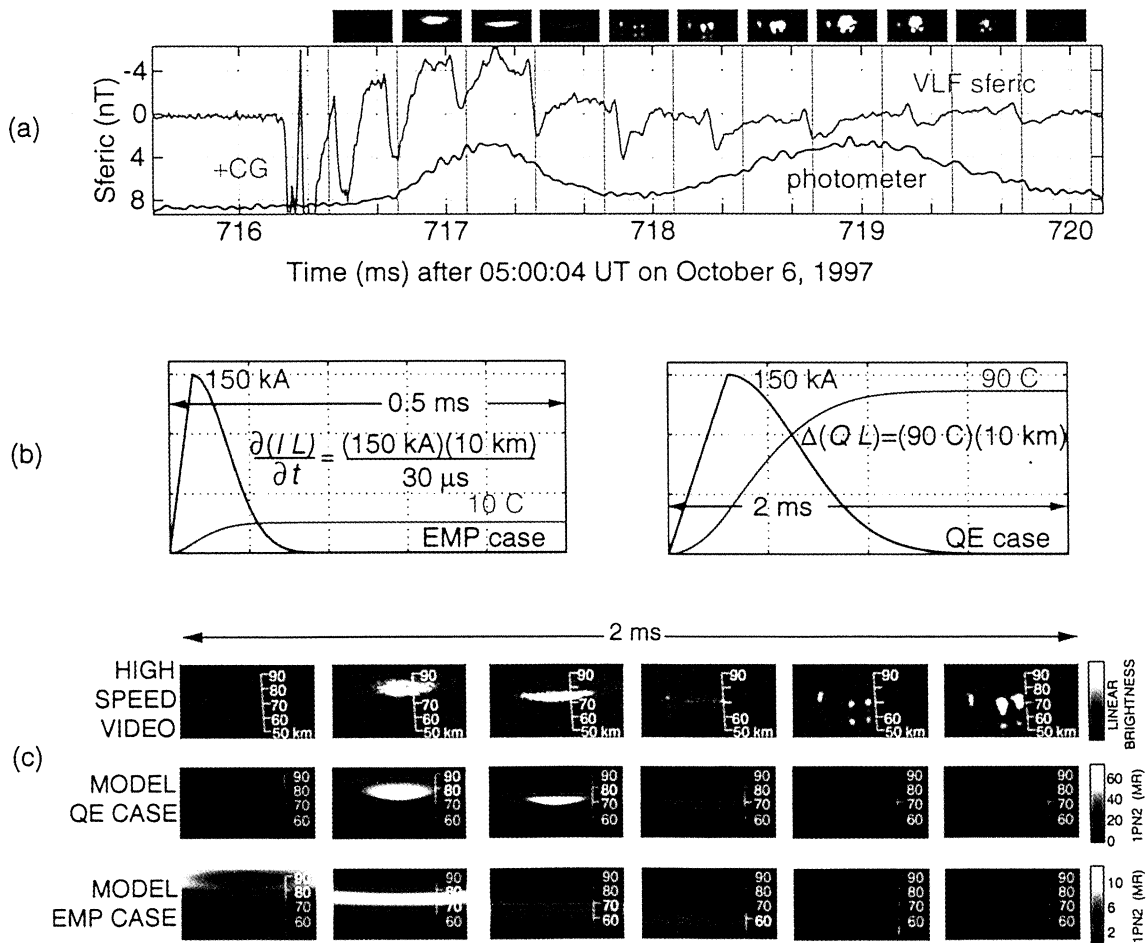


Plate 6. (a) A time-resolved sprite halo, with VLF sferic and photometer data; (b) theoretical lightning currents used as input to the model; and (c) comparison of observations (false color) and the modeled QE and electromagnetic pulse(EMP) cases.


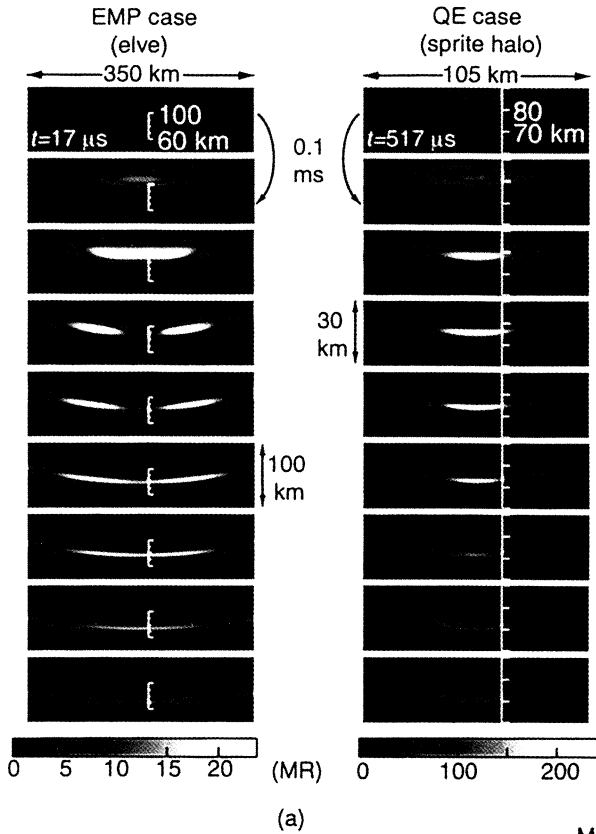


Plate 8. (a) Modeled temporal development of elves and sprite halos as seen in 10 μ s long snapshots every 100 μ s, viewed from ground level 745 km from the causative CG. The QE and EMP sequences begin 17 and 517 μ s after the lightning sferic would be received by the observer. (b) The flashes integrated over 2 ms. Superimposed are the fields of view of two typical photometer arrays.

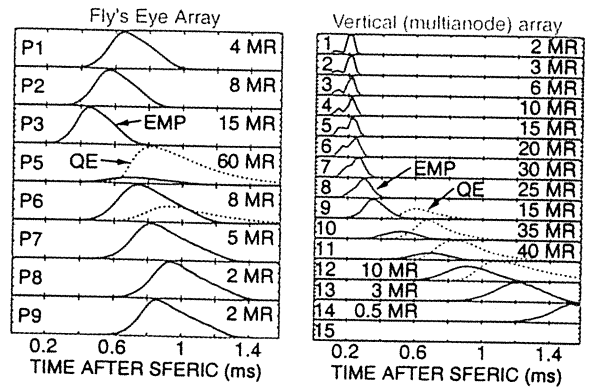


Plate 9. Predicted signatures from the two photometric arrays shown in Plate 8b, showing contributions from both EMP and QE emissions.

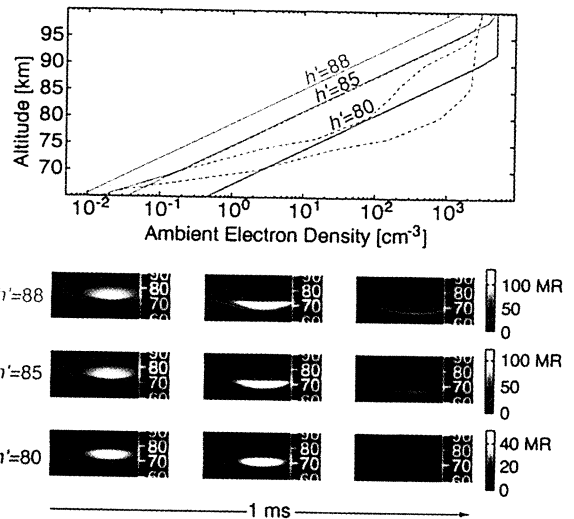


Plate 10. Ambient electron density profiles for three values of h' and the resulting modeled sprite halos. The $h' = 85$ km case corresponds to Plate 6c. Each image shows a region 30 km high by 105 km wide at a range of 875 km. Dashed curves show the profiles used by Pasko *et al.* [1997].

VLF early/fast events are observed with both +CG and -CGs and do not correlate well with lightning return stroke peak current, as reported by NLDN. This, in part, led *Inan et al.* [1996a] to propose a less exotic cause than electrical breakdown. However, many lightning discharges of both polarities may produce significant charge moment changes on 0.5-ms timescale and may produce sprite halos but no further sprite breakdown, for which additional charge moment changes, possibly accumulating over some milliseconds, may be necessary. Many of these events may be invisible when integrated on a 17-ms video field. As mentioned by *Inan et al.*, a combination of quiescent, EMP, and QE effects is likely necessary to explain all observed VLF early/fast events.

8. Discussion

The diffuse region of sprites has been previously described in the context of a QE model [*Pasko et al.*, 1995, 1997] with the shape, size, and dynamics of optical emissions closely resembling those observed in the high-speed video presented here, and the diffuse region of sprites is modeled with a more general fully electromagnetic model and more realistic viewing geometry in this paper. The direct large-scale (~ 100 km) modeling of the lower portion of sprites dominated by streamers using the QE or the electromagnetic model utilized in this study is computationally not possible at present, owing to the extremely fine spatial resolution which is required to resolve individual streamer channels [*Pasko et al.*, 2000].

Ionization and optical emissions in the diffuse region and in the lower streamer region of sprites are observed to occur both as fairly separate events and as closely coupled processes. The upper diffuse region of sprites [*Pasko et al.*, 1998] is characterized by very fast relaxation of the driving electric field, owing to the high ambient conductivity associated with electrons at the lower edge of the ionosphere. The ionization process in this region of high electron concentration is theorized to be simple collective multiplication of electrons. In the lower streamer region of sprites the formation of streamer channels follows strong dissociative attachment of electrons (e.g., Plate 7). The upwardly concave shape sometimes evident in sprite halos is due to enhanced ionization in the descending space-charge region. This extra ionization will enhance the electric field outside (below) the region and may affect the formation of streamers.

However, because the timescale for electrical relaxation varies strongly with altitude, breakdown in the two regions can occur somewhat independently. A lightning discharge with a fast (< 1 ms) charge moment change may be sufficient to cause diffuse emissions at higher altitudes, where the threshold for ionization and optical excitation is lower, but if lightning currents do not continue to flow, there may not be sufficient electric

field to initiate streamers below ~ 75 km. Conversely, slow continuing currents may cause a (delayed) sprite without a significant initial flash in the diffuse region.

Although sprite halos in high-speed video can be compared in detail to modeled luminosity, single-site recordings are not a robust method to experimentally determine sprite halos' altitude distribution. Two-site triangulation of sprite halos was accomplished for the first time by *Wescott et al.* [1999], and further measurements using triangulation and high-speed imagers may be necessary to statistically characterize the initial development of either the halo or streamer regions of sprites.

9. Conclusions

Following distant, strong CG lightning, at least three classes of optical emissions are observed to have characteristic durations of ~ 1 ms. These are scattered lightning flashes, elves, and the diffuse upper portion of sprites, observed as sprite halos. In addition, further sprite development (streamer breakdown) may be observed to occur for several to many milliseconds.

We provide a one-to-one comparison between high-speed video observations of sprites and a fully electromagnetic model of sprite-driving fields and optical emissions. This comparison for the first time identifies observed sprite halos as being produced by quasi-electrostatic thundercloud fields. Sprite halos are observed in high-speed video as a transient descending glow with lateral extent of the order of 40–70 km preceding the development of streamer structures at lower altitudes. Our results agree well with recent theoretical analysis of electrical breakdown properties at different altitudes [*Pasko et al.*, 1998] and previous sprite modeling using the quasi-electrostatic (QE) model [*Pasko et al.*, 1997].

A class of upper mesospheric flashes observed in normal speed (30 frames per second) image-intensified video (e.g., Plate 4) over strong cloud-to-ground lightning is not the same phenomenon as that originally identified in photometry as elves by *Fukunishi et al.* [1996]. This video feature is likely also due to observations of the diffuse upper portion of sprites caused by a quasi-electrostatic field, although it is likely that the especially impulsive lightning discharges causing such events usually produce elves as well.

The introductory comment of *Barrington-Leigh and Inan* [1999, p. 683] that "video recordings at standard frame rate are an inefficient and sometimes confusing method for identifying elves in comparison with a photometric array" seems even more compelling given this misidentification. In addition, high temporal resolution is needed for both horizontal and vertical arrays to discriminate between elves and sprite halos. Photometry with the Fly's Eye array remains a robust method for identifying elves and determining their horizontal extent and bottom height.

Sprites exhibiting bright vertical columnar structure

and close association with $-CG$ discharges (“negative sprites”) were reported as a rare event by Barrington-Leigh *et al.* [1999]. On the other hand, occurrence of the sprite halos reported here is not unusual in association with $-CG$'s, on the basis of Fly's Eye and normal-rate video observations (e.g., Plate 4). Owing to the exponential reduction with altitude of the fields required for ionization and optical excitation, the diffuse region is easier to excite with lower driving fields (i.e., lower thundercloud charge moment changes). However, this excitation is also very transient and is likely often undetectable in 17 ms video fields.

Acknowledgments. We are grateful to Victor Pasko for helpful discussions at every stage. We thank Ken Cummins of Global Atmospheric Inc. for provision of NLDN data, the Astronomical Data Center for their stellar database, which was used for interpreting star fields, Rick Rairden of Lockheed Palo Alto Research Lab for the use of an intensified video camera and light source, Bill Abrahams of Speed Vision Technologies and Bill Kline of Eastman-KODAK Company for the high-speed camera, and Langmuir Laboratory for the use of their facilities. This work was supported by the Office of Naval Research under grant N00014-94-1-0100 and AASERT grant N00014-95-1-1095 and by the National Science Foundation under grant ATM-9731170.

Janet G. Luhmann thanks Eugene Wescott and another reference for their assistance in evaluating this paper.

References

- Armstrong, R., J. Shorter, M. Taylor, D. Suszcynsky, W. Lyons, and L. Jeong, Photometric measurements in the SPRITES '95 and '96 campaigns of nitrogen second positive (399.8 nm) and first negative (427.8 nm) emissions, *J. Atmos. Sol. Terr. Phys.*, **60**, 787–799, 1998.
- Barrington-Leigh, C., and U. Inan, Elves triggered by positive and negative lightning discharges, *Geophys. Res. Lett.*, **26**, 683–686, 1999.
- Barrington-Leigh, C., U. Inan, M. Stanley, and S. Cummer, Sprites triggered by negative lightning discharges, *Geophys. Res. Lett.*, **26**, 3605–3608, 1999.
- Cummer, S., and U. Inan, Measurement of charge transfer in sprite-producing lightning using ELF radio atmospheric, *Geophys. Res. Lett.*, **24**, 1731–1734, 1997.
- Cummer, S., and M. Stanley, Submillisecond resolution lightning currents and sprite development: Observations and implications, *Geophys. Res. Lett.*, **26**, 3205–3208, 1999.
- Cummins, K., M. Murphy, E. Bardo, W. Hiscox, R. Pyle, and A. Pifer, A combined TOA/MDF technology upgrade of the U.S. National Lightning Detection Network, *J. Geophys. Res.*, **103**, 9035–9044, 1998.
- Fukunishi, H., Y. Takahashi, M. Kubota, K. Sakanoi, U. Inan, and W. Lyons, Elves: Lightning-induced transient luminous events in the lower ionosphere, *Geophys. Res. Lett.*, **23**, 2157–2160, 1996.
- Fukunishi, H., Y. Takahashi, Y. Watanabe, A. Uchida, M. Sato, and W. A. Lyons, Frequent occurrences of elves discovered by array photometer observations, *Eos Trans. AGU*, **79** (45), Fall Meet. Suppl., F164, 1998.
- Glukhov, V., V. Pasko, and U. Inan, Relaxation of transient lower ionospheric disturbances caused by lightning-whistler-induced electron precipitation bursts, *J. Geophys. Res.*, **97**, 16,971–16,979, 1992.
- Inan, U., V. Pasko, and T. Bell, Sustained heating of the ionosphere above thunderstorms as evidenced in “early/fast” VLF events, *Geophys. Res. Lett.*, **23**, 1067–1070, 1996a.
- Inan, U., W. Sampson, and Y. Taranenko, Space-time structure of optical flashes and ionization changes produced by lightning-EMP, *Geophys. Res. Lett.*, **23**, 133–136, 1996b.
- Inan, U., A. Slingeland, V. Pasko, and J. Rodriguez, VLF and LF signatures of mesospheric/lower ionospheric response to lightning discharges, *J. Geophys. Res.*, **101**, 5219–5238, 1996c.
- Inan, U., C. Barrington-Leigh, S. Hansen, V. Glukhov, T. Bell, and R. Rairden, Rapid lateral expansion of optical luminosity in lightning-induced ionospheric flashes referred to as elves', *Geophys. Res. Lett.*, **24**, 583–586, 1997.
- Johnson, M., U. Inan, S. Lev-Tov, and T. Bell, Scattering pattern of lightning-induced ionospheric disturbances associated with early/fast VLF events, *Geophys. Res. Lett.*, **26**, 2363–2366, 1999.
- Lyons, W., Sprite observations above the U.S. High Plains in relation to their parent thunderstorm systems, *J. Geophys. Res.*, **101**, 29,641–652, 1996.
- Pasko, V., U. Inan, Y. Taranenko, and T. Bell, Heating, ionization and upward discharges in the mesosphere due to intense quasi-electrostatic thundercloud fields, *Geophys. Res. Lett.*, **22**, 365–368, 1995.
- Pasko, V., U. Inan, T. Bell, and Y. Taranenko, Sprites produced by quasi-electrostatic heating and ionization in the lower ionosphere, *J. Geophys. Res.*, **102**, 4529–4561, 1997.
- Pasko, V., U. Inan, and T. Bell, Spatial structure of sprites, *Geophys. Res. Lett.*, **25**, 2123–2126, 1998.
- Pasko, V., U. Inan, and T. Bell, Thermal runaway electrons in sprites, paper presented at National Radio Science Meeting, URSI, Boulder, Color., 1999.
- Pasko, V., U. Inan, and T. Bell, Fractal structure of sprites, *Geophys. Res. Lett.*, **27**, 497–500, 2000.
- Stanley, M., P. Krehbiel, M. Brook, C. Moore, W. Rison, and B. Abrahams, High speed video of initial sprite development, *Geophys. Res. Lett.*, **26**, 3201–3204, 1999.
- Uchida, A., Y. Takahashi, H. Fukunishi, and W. A. Lyons, Energies of electrons for inducing elves estimated from N₂ 1P/2P ratio observation, *Eos Trans. AGU*, **80** (46), Fall Meet. Suppl., F225, 1999.
- Veronis, G., V. Pasko, and U. Inan, Characteristics of mesospheric optical emissions produced by lightning discharges, *J. Geophys. Res.*, **104**, 12,645–12,656, 1999.
- Wait, J. R., and K. P. Spies, Characteristics of the Earth-ionosphere waveguide for VLF radio waves, *Tech. Note 300*, Nat'l Bur. of Stand., Boulder, Colo., 1964.
- Wescott, L. W., E. M. Wescott, H. C. Stenbaek-Nielsen, D. D. Sentman, D. R. Moudry, M. T. Heavner, and F. T. S. Sabbas, Triangulation of Sprites and Elves From the NASA 1999 Sprites Balloon Campaign, *Eos Trans. AGU*, **80** (46), Fall Meet. Suppl., F224, 1999.

C. P. Barrington-Leigh and U. S. Inan, STAR Laboratory, Stanford University, Stanford, CA 94305. (cpbl@nova.stanford.edu)

M. Stanley, Department of Physics, New Mexico Tech, Socorro, NM 87801

(Received March 3, 2000; revised May 25, 2000; accepted June 21, 2000.)